

KTUG

# 첫 번째 문서 작성하기

도은이아빠



TEX



# Outline of Talk

## ★ 초대의 말

## ★ L<sup>A</sup>T<sub>E</sub>X 문서의 구조

- ◆ document class

- ◆ preamble

- ◆ document 환경

## ★ 본문 입력하기

- ◆ 유보문자

- ◆ 제어 문자열 (Control Sequence)

- ◆ 중괄호

- ◆ 한글






# 초대의 말




# L<sup>A</sup>T<sub>E</sub>X 문서의 구조




# document class




# preamble



# document 환경









# 본문 입력하기


유보문자



# 증괄호




# 없어지는 스페이스



# 장절 구분




# section 표제행 정의



## section 번호 양식

dhucs에 [hangu1] 옵션을 주면 절 번호 양식이 한글화된다.

```
\usepackage[hangu1]{dhucs}
```







# 인용문: quote

